




Parametrization of the planetary boundary layer (PBL)

Irina Sandu & Maike Ahlgrimm

Introduction	Irina
Surface layer and surface fluxes	Irina
Outer layer	Irina
PBL& Cloud evaluation	<i>Maike</i>
Exercises	<i>Irina & Maike</i>



Why studying the Planetary Boundary Layer ?

- ☞ Natural environment for human activities
- ☞ Understanding and predicting its structure
 - ✗ Agriculture, aeronautics, telecommunications, Earth energetic budget
- ☞ Weather forecast, pollutants dispersion, climate prediction





Outline

- ☞ Definition
- ☞ Turbulence/Equations
- ☞ Stability
- ☞ Classification
- ☞ Clear convective boundary layers
- ☞ Cloudy boundary layers (stratocumulus and cumulus)
- ☞ Summary



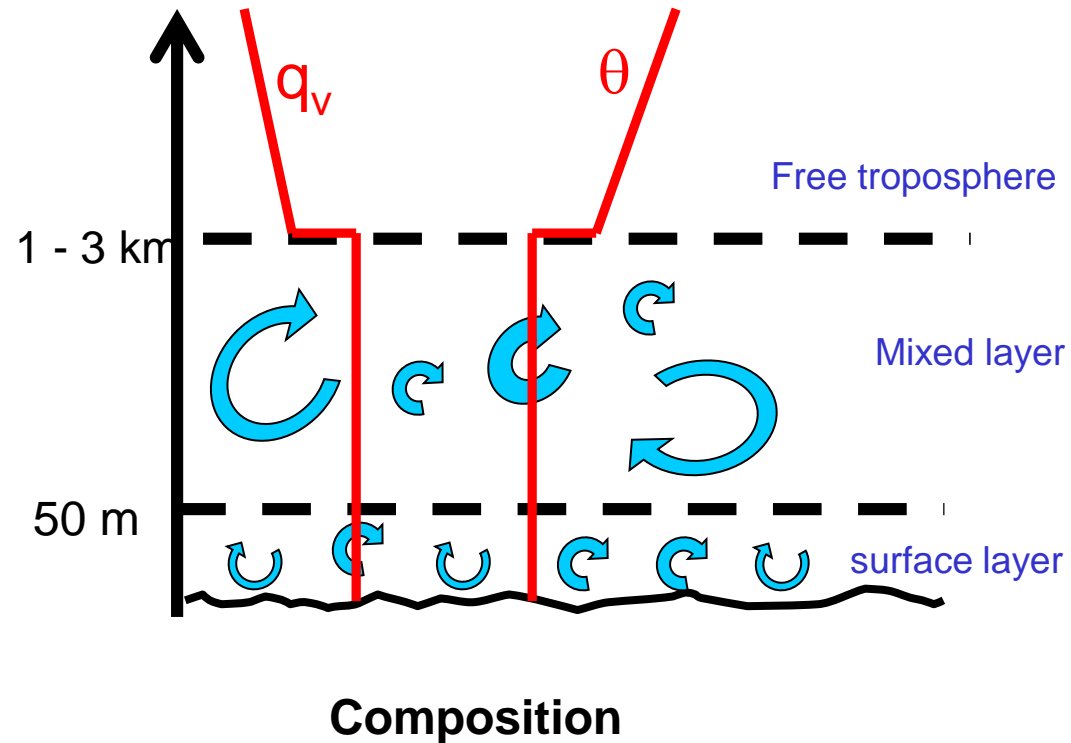
PBL: Definitions

The PBL is the layer close to the surface within which vertical transports by turbulence play dominant roles in the momentum, heat and moisture budgets.

☞ The layer where the flow is turbulent.

☞ The fluxes of momentum, heat or matter are carried by turbulent motions on a scale of the order of the depth of the boundary layer or less.






☞ The surface effects (friction, cooling, heating or moistening) are felt on times scales < 1 day.



- atmospheric gases (N_2 , O_2 , water vapor, ...)
- aerosol particles
- clouds (condensed water)



PBL: Governing equations for the mean state

-  gas law (equation of state)
-  momentum (Navier Stokes)
-  continuity eq. (conservation of mass)
-  heat (first principle of thermodynamics)
-  total water

Reynolds averaging $A = \bar{A} + A'$

Averaging (overbar) is over grid box, i.e. sub-grid turbulent motion is averaged out.

Simplifications

Boussinesq approximation (density fluctuations non-negligible only in buoyancy terms)

Hydrostatic approximation (balance of pressure gradient and gravity forces)

Incompressibility approximation (changes in density are negligible)



PBL: Governing equations for the mean state

Reynolds averaging $A = \bar{A} + A'$



gas law

$$\bar{p} = \bar{\rho} R_d \bar{T}_v$$

virtual temperature

$$\bar{T}_v = T(1 + 0.61q_v - q_t)$$

Need to be parameterized!

2nd order



momentum

$$\frac{\partial \bar{u}_i}{\partial t} + \bar{u}_j \frac{\partial \bar{u}_i}{\partial x_j} = -\delta_{i3} \mathbf{g} + f_c \varepsilon_{ij3} \bar{u}_j - \frac{1}{\rho} \frac{\partial \bar{P}}{\partial x_i} + \frac{\nu \partial^2 \bar{u}_i}{\partial x_j^2} - \frac{\partial (\overline{u'_i u'_j})}{\partial x_j}$$

mean advection

gravity

Coriolis

Pressure gradient

Viscous stress

Turbulent transport



continuity eq.

$$\frac{\partial \bar{u}_i}{\partial x_j} = 0$$



heat

$$\frac{\partial \bar{\theta}}{\partial t} + \bar{u}_j \frac{\partial \bar{\theta}}{\partial x_j} = -\frac{1}{\rho c_p} \frac{\partial \bar{F}_j}{\partial x_j} - \frac{\partial \overline{u'_j \theta'}}{\partial x_j} - \frac{L_v E}{\rho c_p}$$

mean advection

radiation

turbulent transport

Latent heat release




total water

$$\frac{\partial \bar{q}_t}{\partial t} + \bar{u}_j \frac{\partial \bar{q}_t}{\partial x_j} = \frac{S_{q_t}}{\rho} - \frac{\partial \overline{u'_j q'_t}}{\partial x_j}$$

mean advection

precipitation

turbulent transport



PBL: Turbulent kinetic energy equation

☞ TKE: a measure of the intensity of turbulent mixing

$$\bar{e} = \frac{1}{2} (\overline{u'^2} + \overline{v'^2} + \overline{w'^2})$$

$$\frac{\partial \bar{e}}{\partial t} + \bar{u}_j \frac{\partial \bar{e}}{\partial x_j} = \underbrace{\frac{g}{\theta_0} \overline{w' \theta_v'}}_{\text{buoyancy production}} - \underbrace{\overline{u_i' u_j'} \frac{\partial \bar{u}_i}{\partial x_j}}_{\text{mechanical shear}} - \underbrace{\frac{\partial \overline{u_j' e}}{\partial x_j}}_{\text{turbulent transport}} - \underbrace{\frac{1}{\rho} \frac{\partial \overline{u_i' p'}}{\partial x_i}}_{\text{pressure transport}} - \underbrace{\varepsilon}_{\text{dissipation}}$$

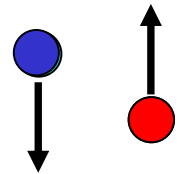
$$\theta_v = \theta (1 + 0.61 q_v - q_l)$$

virtual potential temperature

☞ An example :

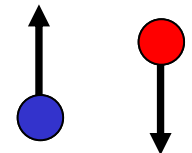
✗ $\theta_v' < 0, w' < 0$ or $\theta_v' > 0, w' > 0$ → $w' \theta_v' > 0$

source



✗ $\theta_v' < 0, w' > 0$ or $\theta_v' > 0, w' < 0$ → $w' \theta_v' < 0$

sink





PBL: Stability (I)

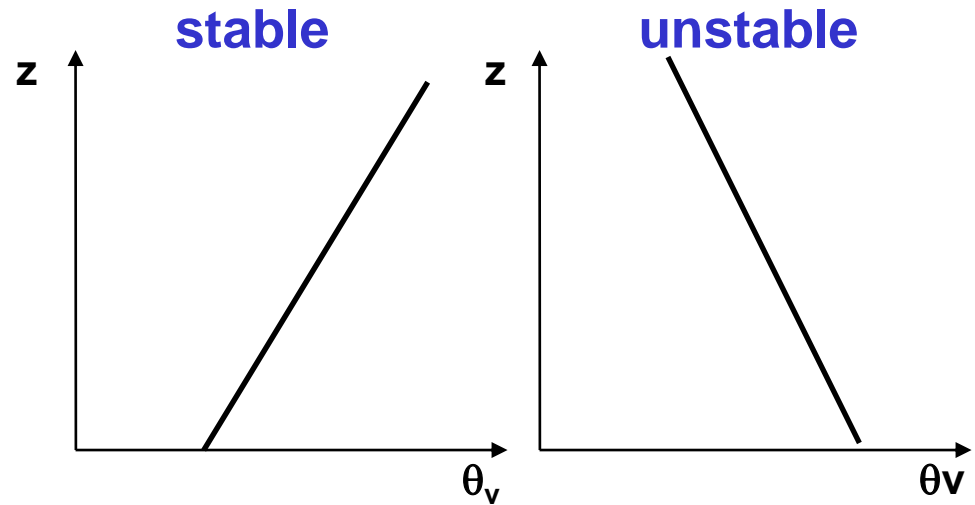
☞ Traditionally stability is defined using the temperature gradient

☞ θ_v gradient (local definition):

✘ $\frac{\partial \overline{\theta_v}}{\partial z} > 0$ stable layer

✘ $\frac{\partial \overline{\theta_v}}{\partial z} < 0$ unstable layer


✘ $\frac{\partial \overline{\theta_v}}{\partial z} = 0$ neutral layer



☞ How to determine the stability of the PBL taken as a whole ?

✘ In a mixed layer the gradient of temperature is practically zero

✘ Either θ_v or $w' \theta_v'$ profiles are needed to determine the PBL stability state



PBL: Other ways to determine stability (II)

Bouyancy flux at the surface:

$$\overline{w'\theta'_v} > 0 \quad \text{unstable PBL (convective)}$$

$$\overline{w'\theta'_v} < 0 \quad \text{stable PBL}$$

$$\overline{w'\theta'_v} = 0 \quad \text{neutral PBL}$$

Or dynamic production of TKE integrated over the PBL depth stronger than thermal production

Monin-Obukhov length:

$$L = \frac{-\overline{\theta}_v u_*^3}{kg(\overline{w'\theta'_v})_s}, \quad u_*^2 = (\overline{u'w'})_s$$

$$-10^5\text{m} \leq L \leq -100\text{m} \quad \text{unstable PBL}$$

$$-100\text{m} < L < 0 \quad \text{strongly unstable PBL}$$

$$0 < L < 10 \quad \text{strongly stable PBL}$$

$$10\text{m} \leq L \leq 10^5\text{m} \quad \text{stable PBL}$$

$$|L| > 10^5\text{m} \quad \text{neutral PBL}$$



PBL: Classification and scaling

☞ Neutral PBL :

- ✘ turbulence scale $l \sim 0.07 H$, H being the PBL depth
- ✘ Quasi-isotropic turbulence
- ✘ Scaling - adimensional parameters : z_0 , H , u_*

☞ Stable PBL:

- ✘ $l \ll H$ (stability embeds turbulent motion)
- ✘ Turbulence is local (no influence from surface), stronger on horizontal
- ✘ Scaling : $(\overline{w'\theta'})_z$, $(\overline{u'w'})_s$, H

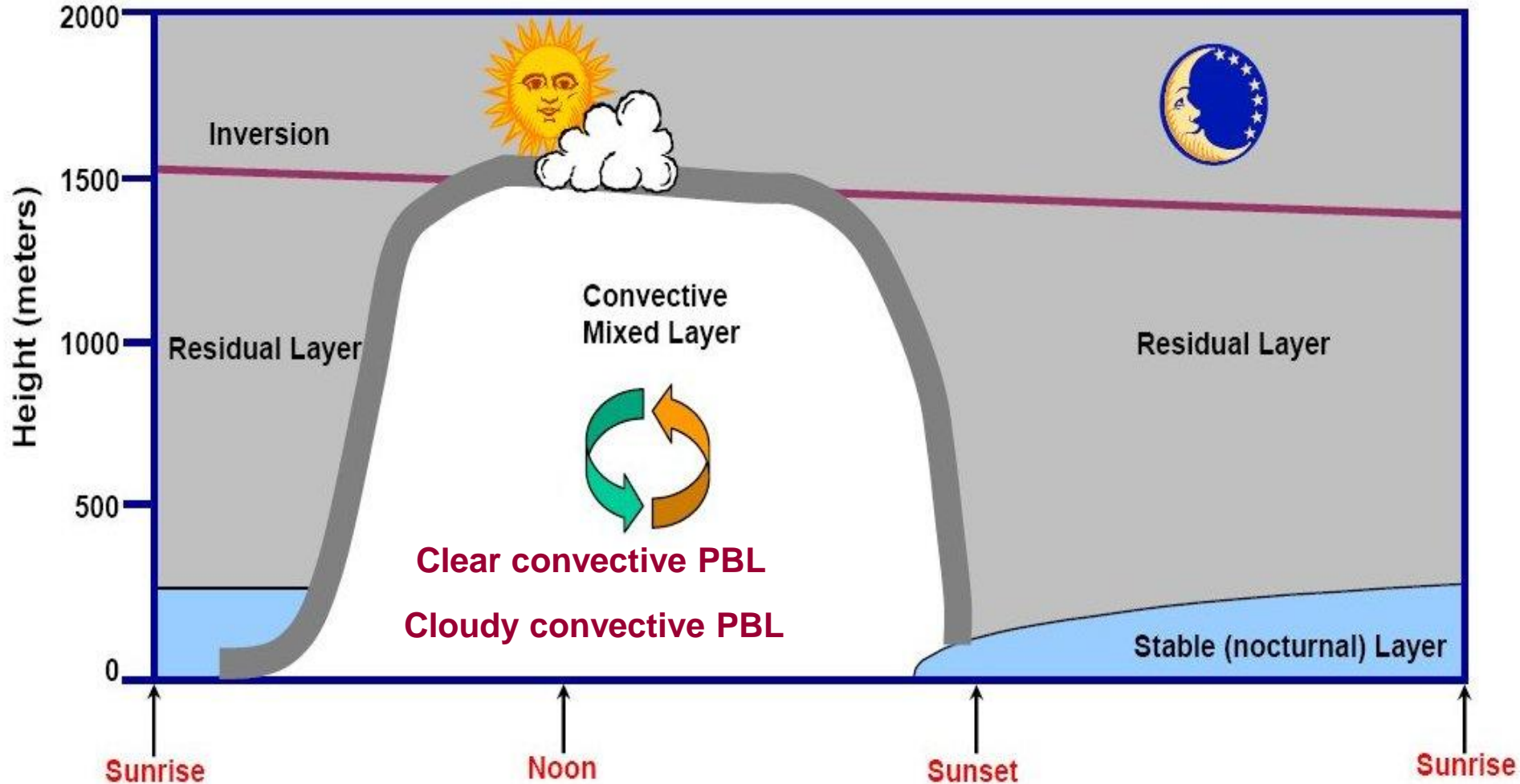
☞ Unstable (convective) PBL

- ✘ $l \sim H$ (large eddies)
- ✘ Turbulence associated mostly to thermal production
- ✘ Turbulence is non-homogeneous and asymmetric (top-down, bottom-up)


✘ Scaling: H , $w_* = \left(\frac{g}{\theta_v} (\overline{w'\theta'_v})_s H \right)^{1/3} \longrightarrow \frac{z}{H}, q_* = \frac{E_0}{w_*}, \theta_* = \frac{Q_0}{w_*}$



PBL: Diurnal variation



Adapted from *Introduction to Boundary Layer Meteorology* -R.B. Stull, 1988



PBL: State variables

Clear PBL

Specific humidity

$$q_v = \frac{m_v}{m_d + m_v}$$

Potential temperature

$$\theta = T \left(\frac{p}{p_0} \right)^{-R_d / c_p}$$

Cloudy PBL

Total water content

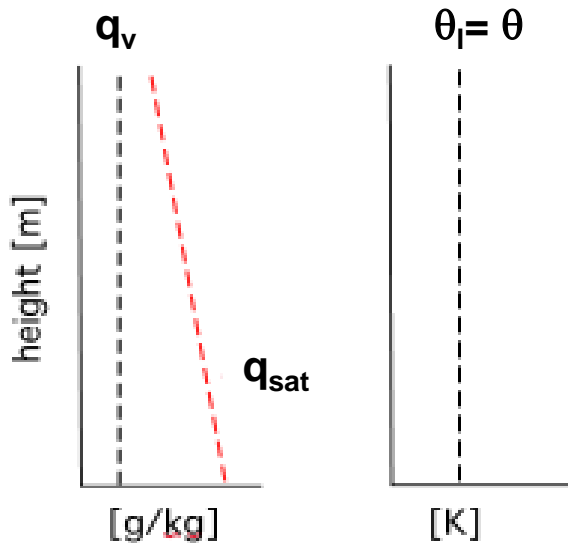
$$q_t = \frac{m_v + m_c}{m_d + m_v + m_c}$$

Liquid water potential temperature

$$\theta_l \approx \theta - \frac{L_v}{c_p} q_l$$

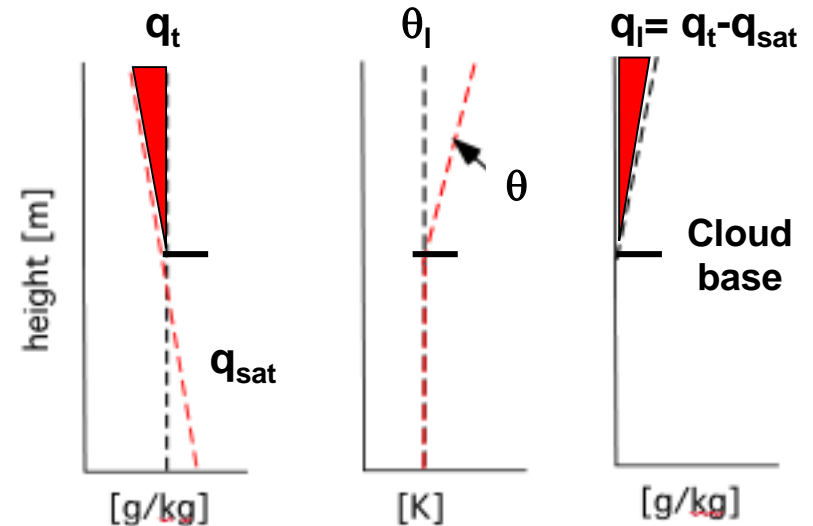
Evaporation temperature

no liquid water is condensed ($q_l = 0$)



Conserved variables

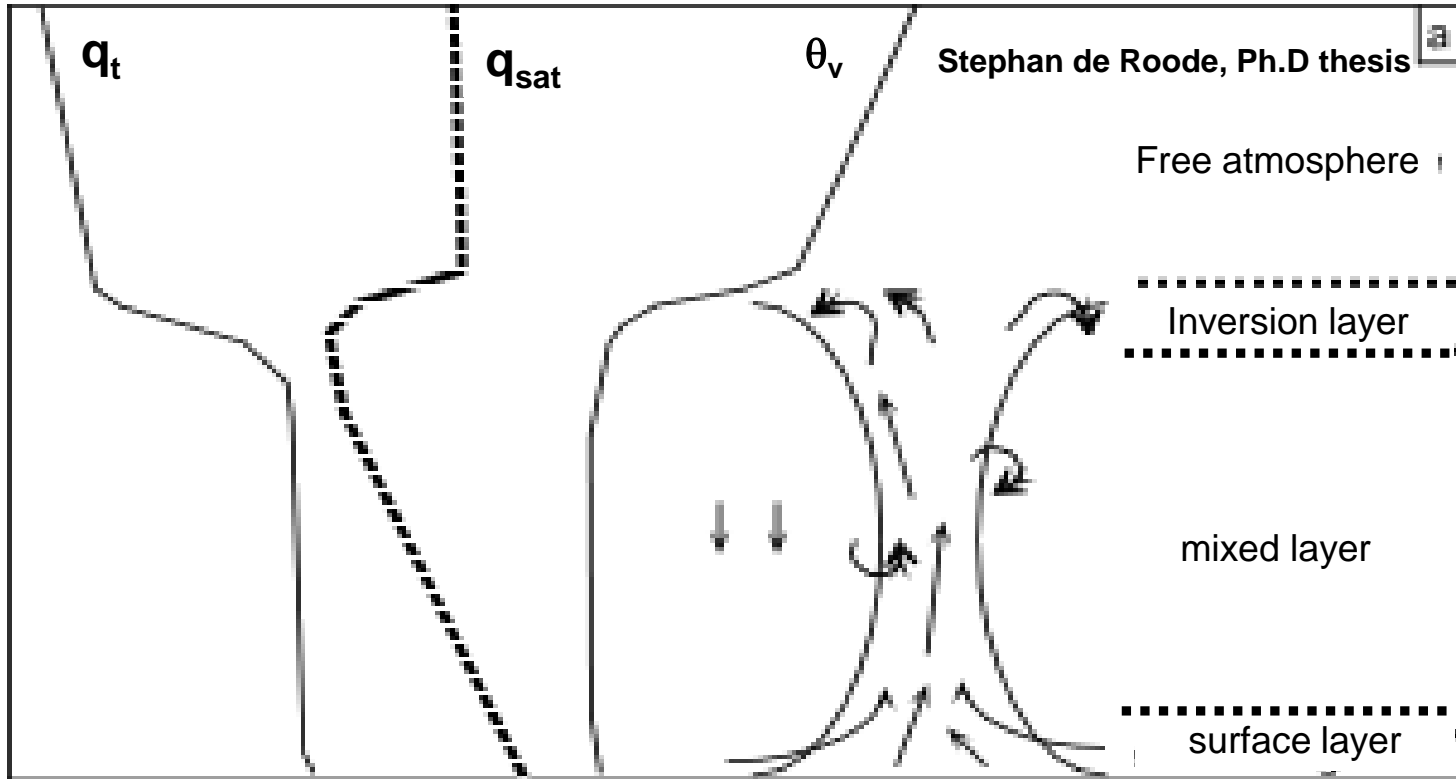
liquid water is condensed



Conserved variables



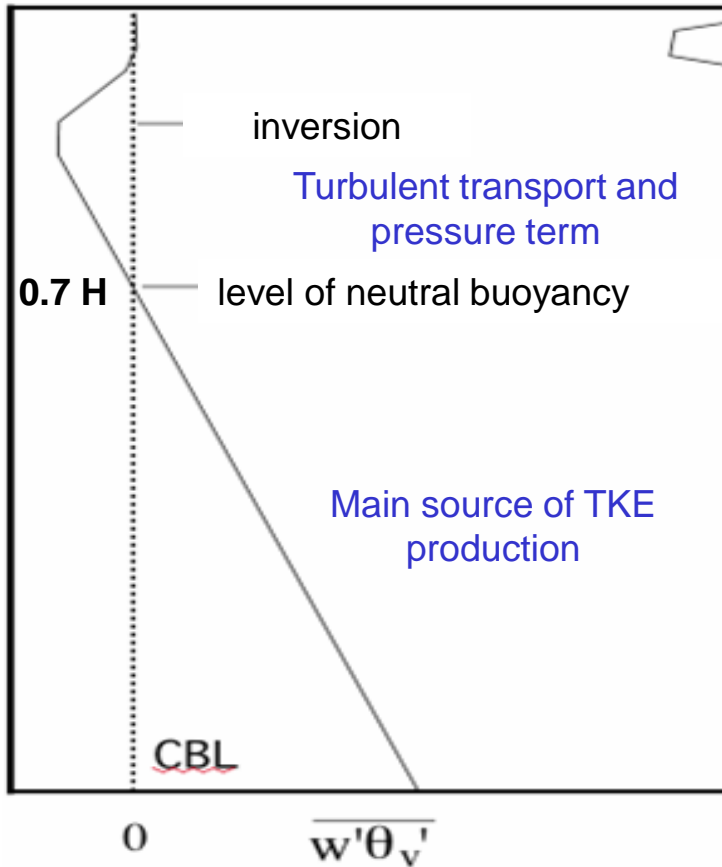
Clear Convective PBL





Clear Convective PBL

☞ Buoyantly-driven from surface



☞ PBL height: $\frac{dH}{dt} = \overline{w} + w_e$

☞ Entrainment rate: $w_e = A \frac{w_*^3}{\frac{g}{\theta_0} H \Delta\theta_v}$ with
(a possible parameterization) $w_* = \left(\frac{g}{\theta_v} \overline{(w'\theta'_v)_s} H \right)^{1/3}$

☞ Fluxes at PBL top: $\overline{w'\psi'_H} = -w_e \Delta\psi$

☞ Key parameters: $w_e, \Delta\theta_v, H, \overline{(w'\theta'_v)_0}$



Clouds effects on climate

Greenhouse effect : warming

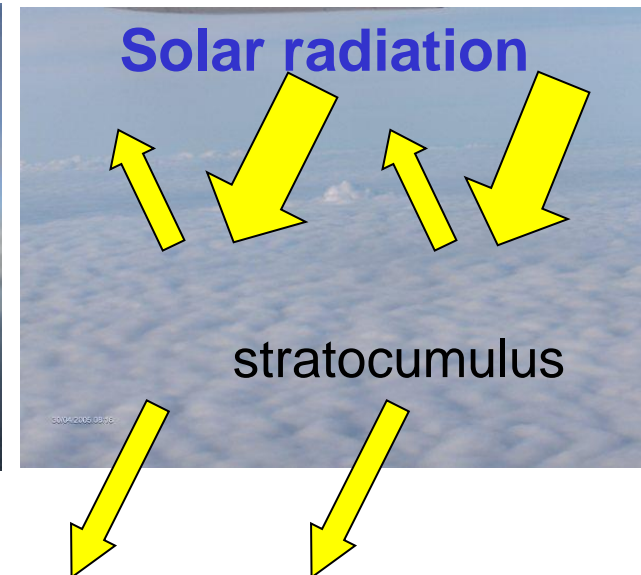
High clouds,
like cirrus



Infrared radiation

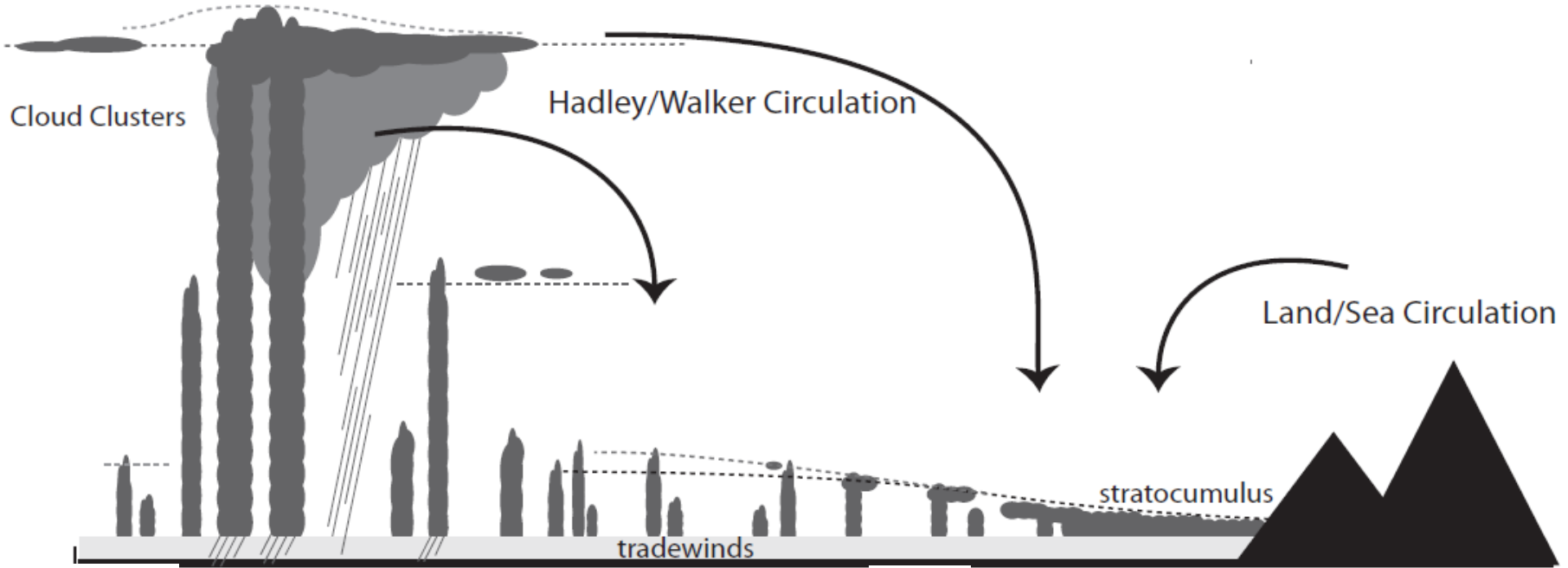
Umbrella effect : cooling

Boundary layer clouds
(low clouds)



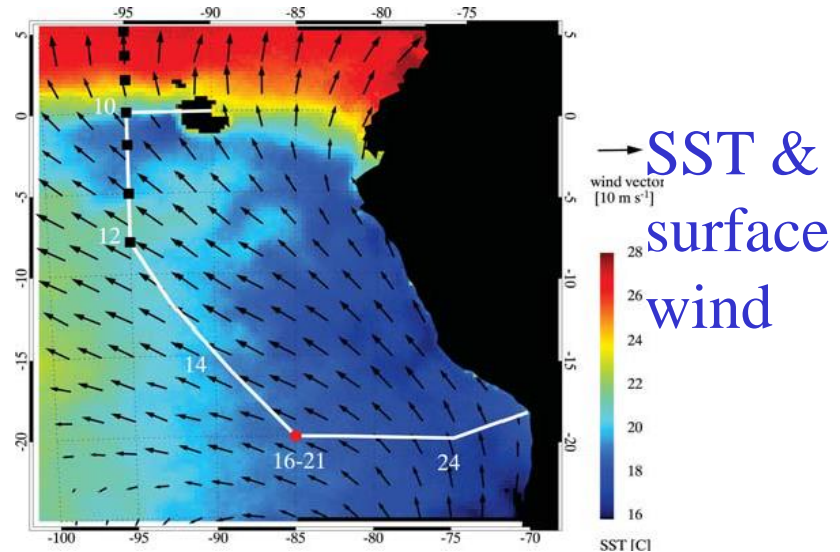
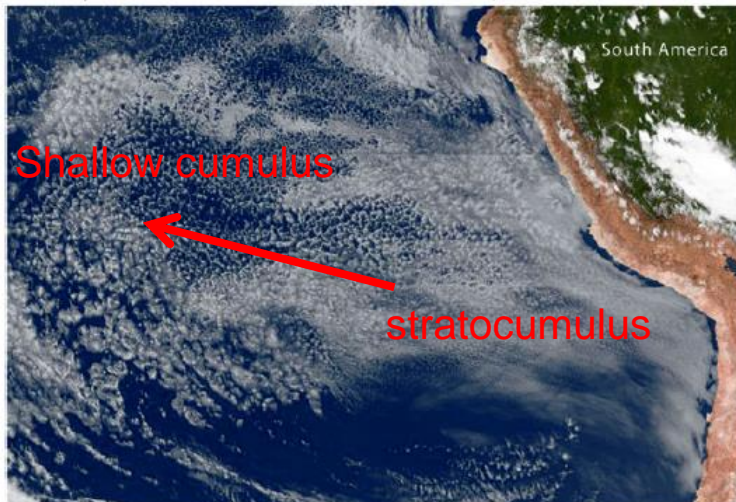


Boundary layer clouds over oceans



EQ warm western tropical oceans ←

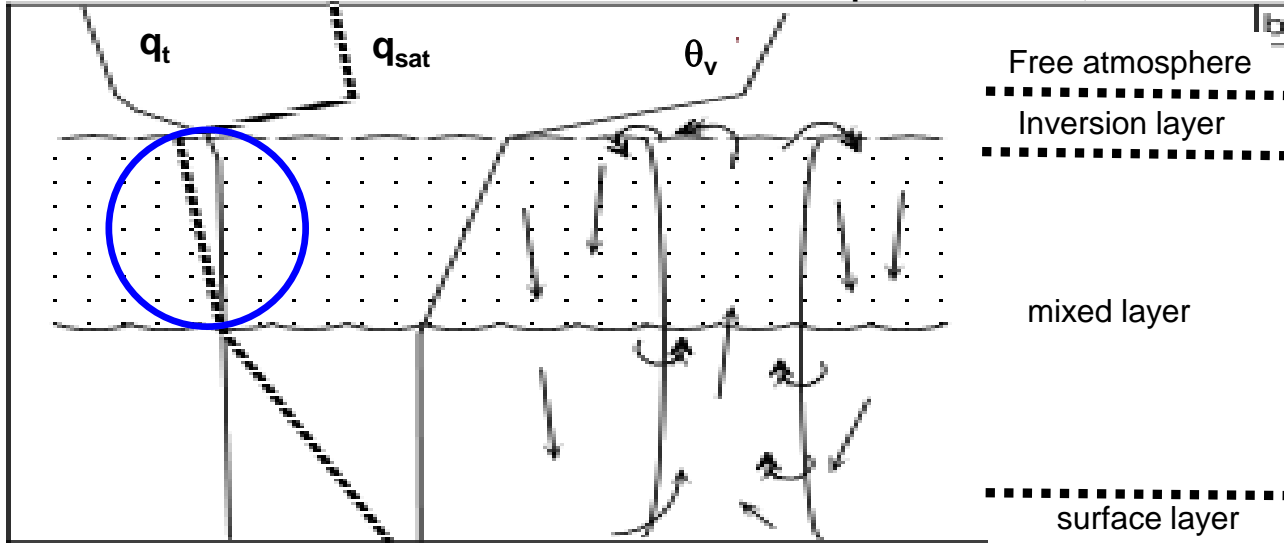
cold eastern subtropical ocean



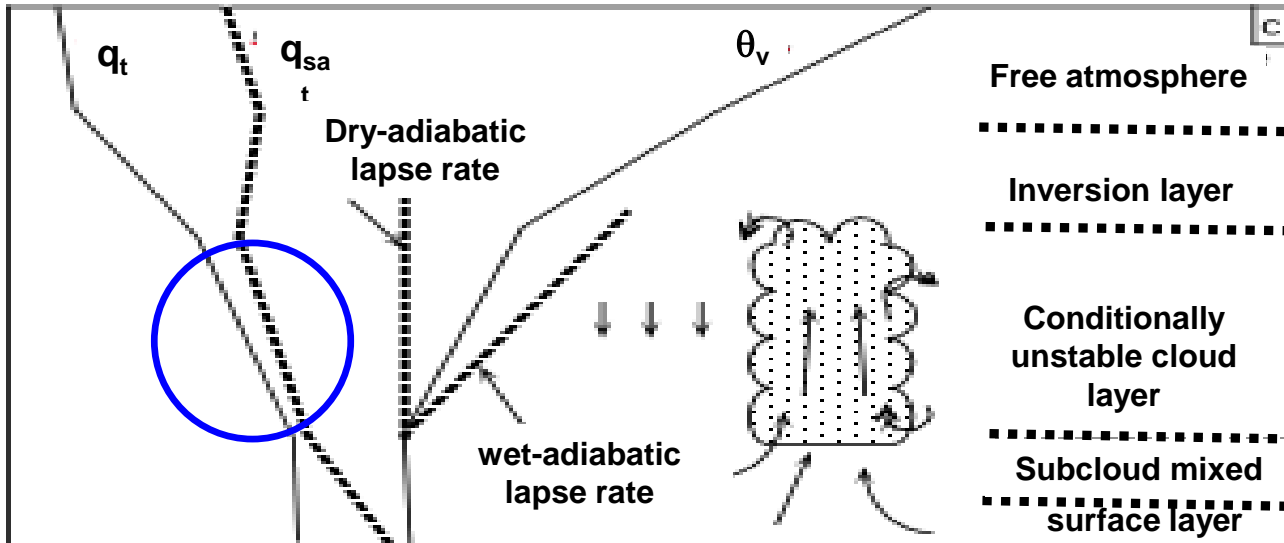


Cloudy boundary layers


Stephan de Roode, Ph.D thesis



Stratocumulus topped PBL

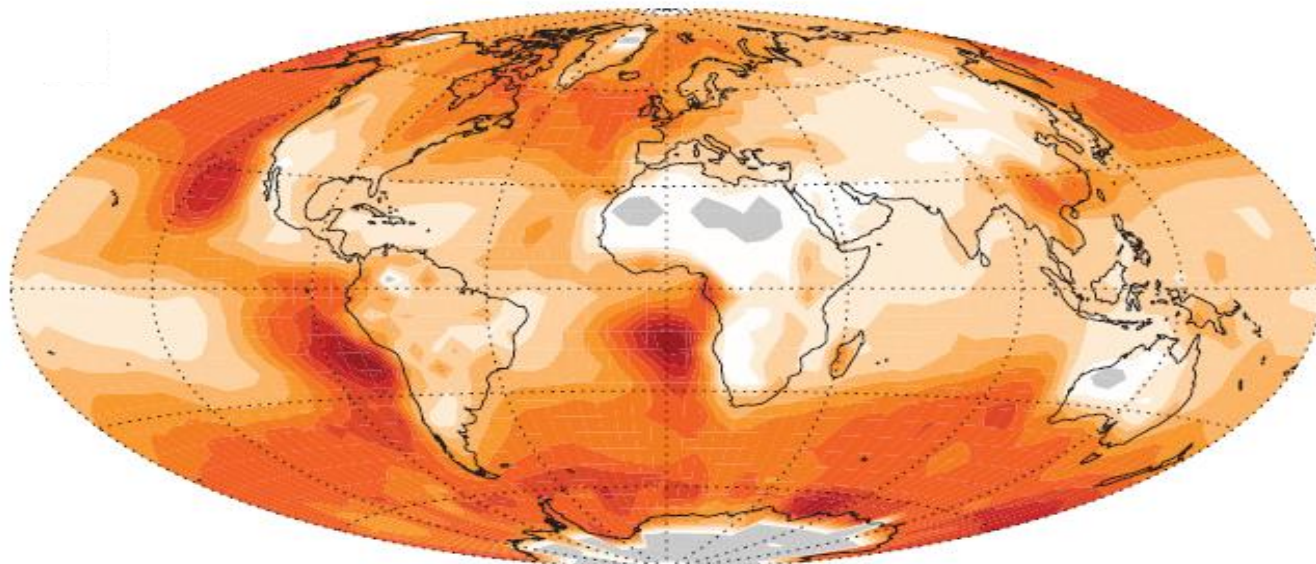


Cumulus PBL



Stratocumulus – Why are they important?


- ☞ Cover in (annual) mean 29% of the planet (Klein and Hartmann, 1993)
- ☞ Cloud top albedo is 50-80% (in contrast to 7 % at ocean surface).
- ☞ A 4% increase in global stratocumulus extend would offset 2-3K global warming from CO₂ doubling (Randall et al. 1984).
- ☞ Coupled models have large biases in stratocumulus extent and SSTs.



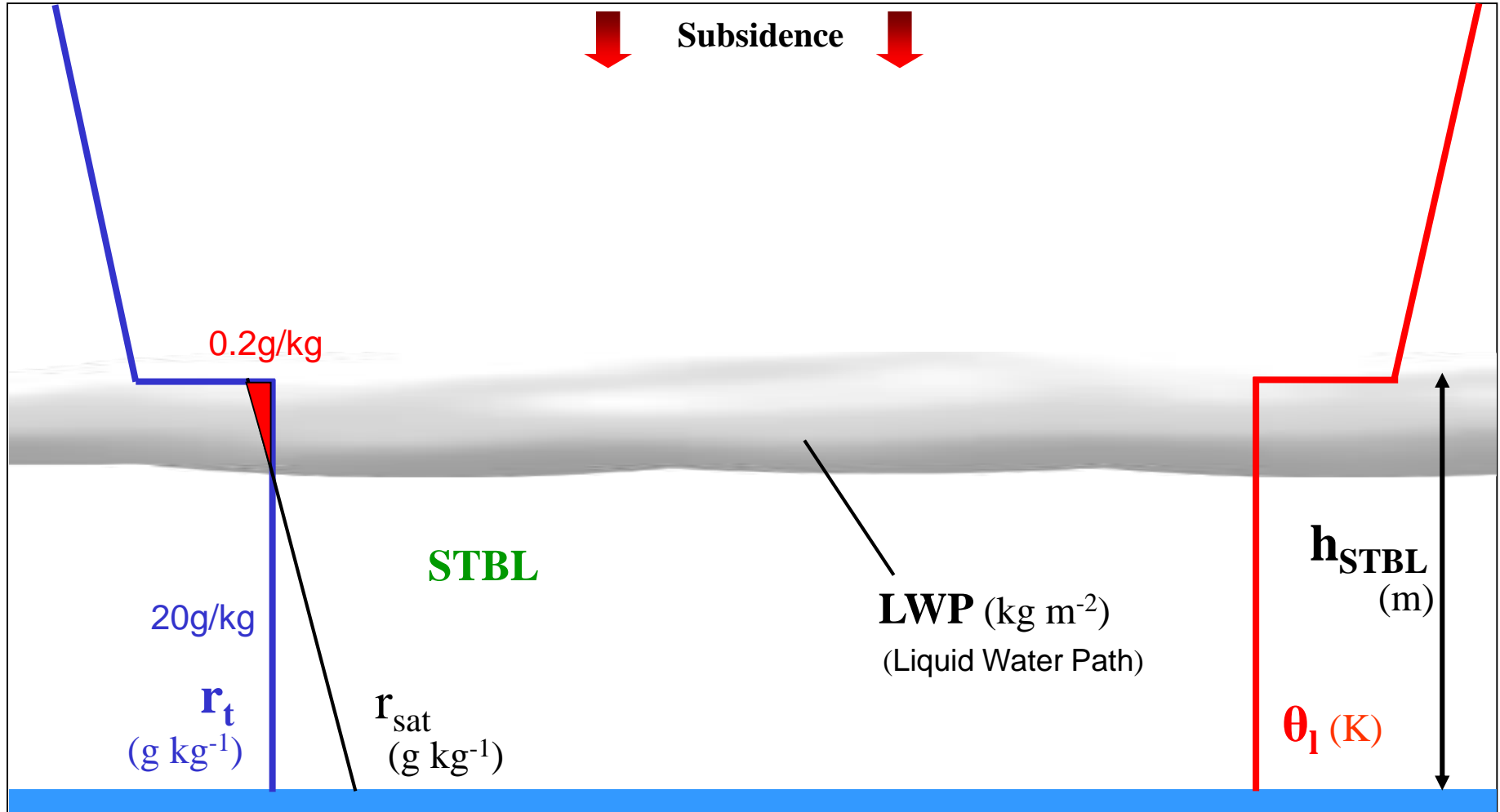
Stratocumulus cloud cover (annual mean)




Wood, 2012, based on Han and Warren, 2007

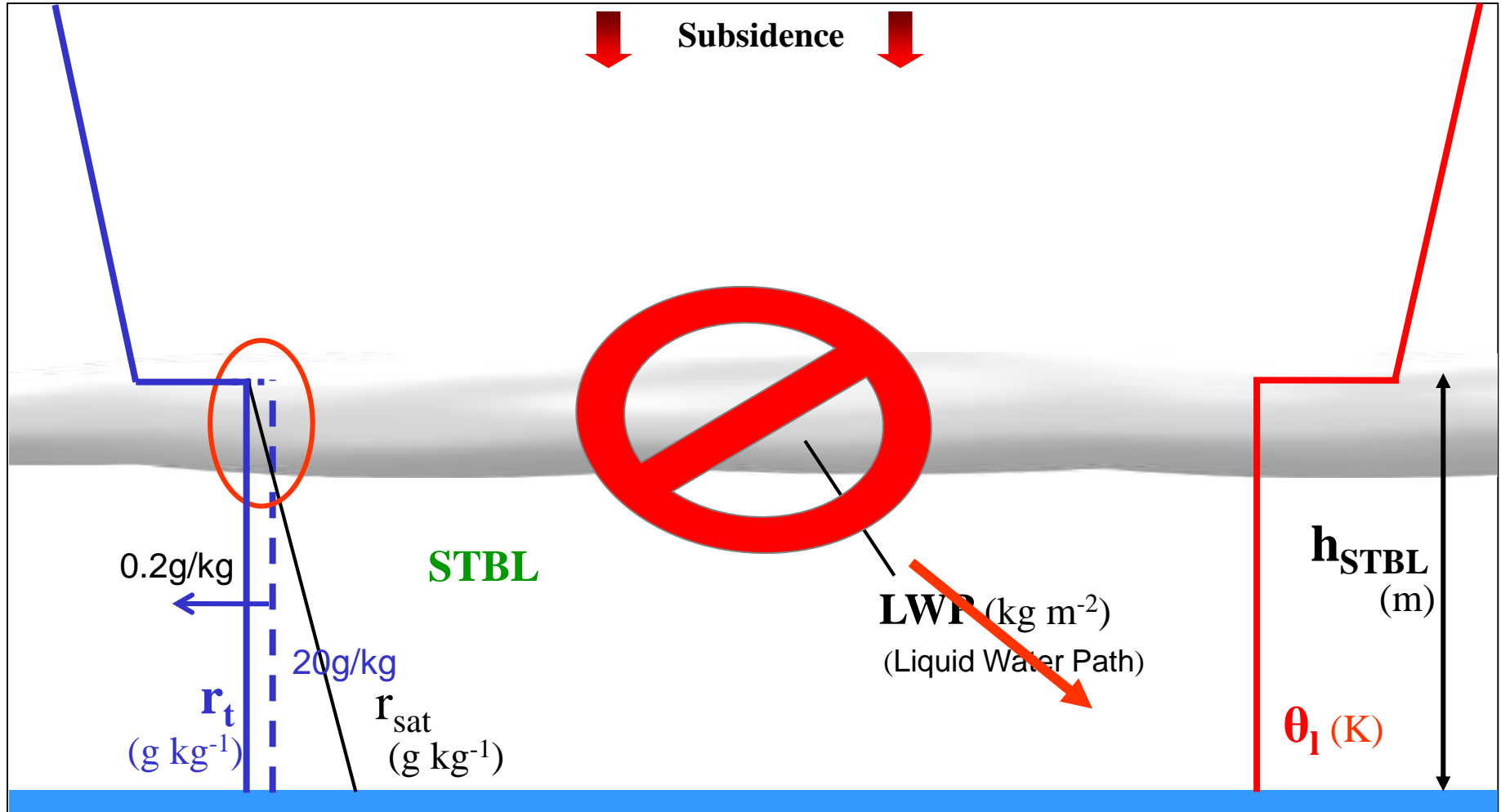


Characterisation of a stratocumulus topped PBL






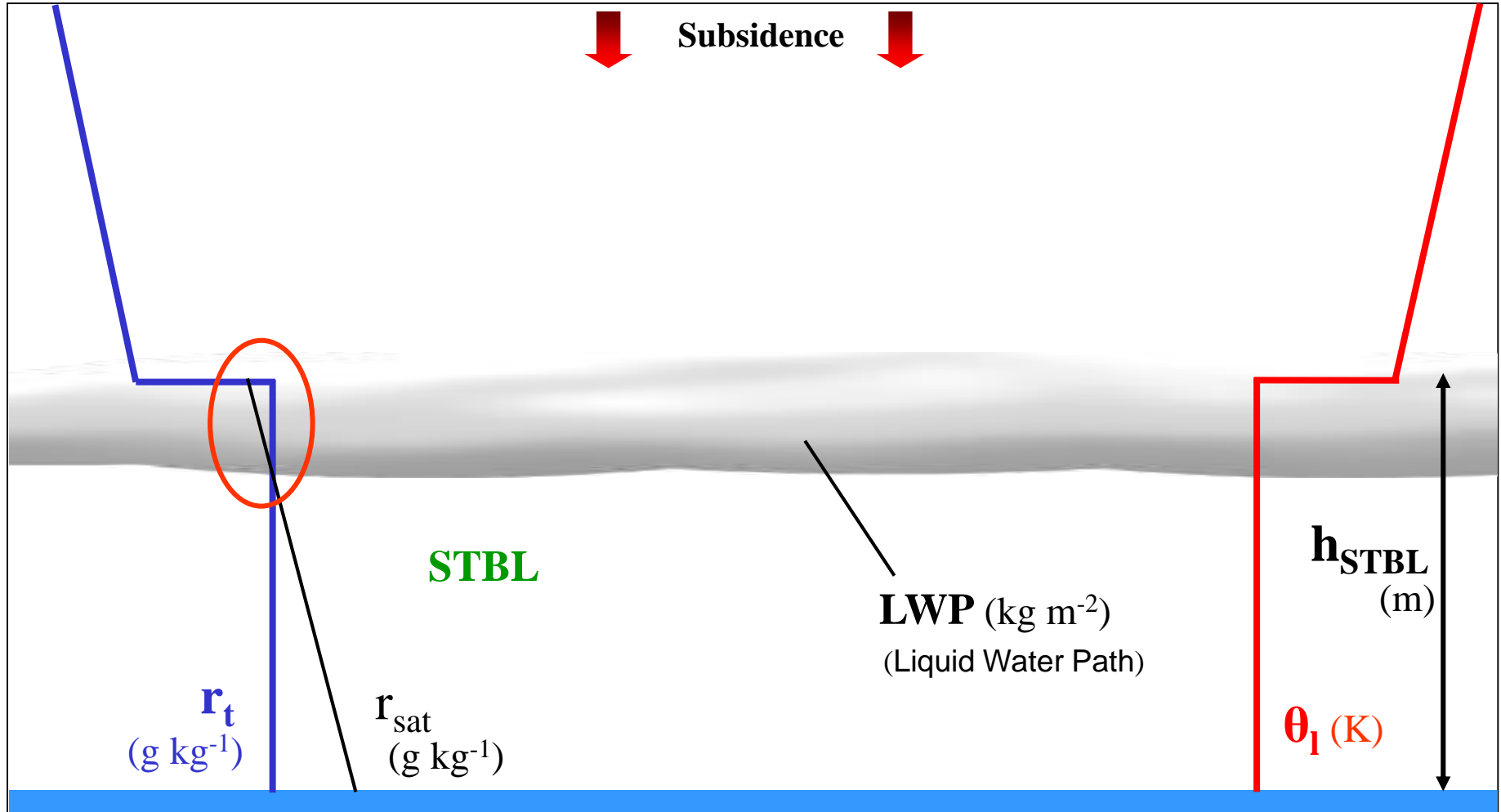
Characterisation of a stratocumulus topped PBL




Such a cloudy system is extremely sensitive to thermodynamical conditions



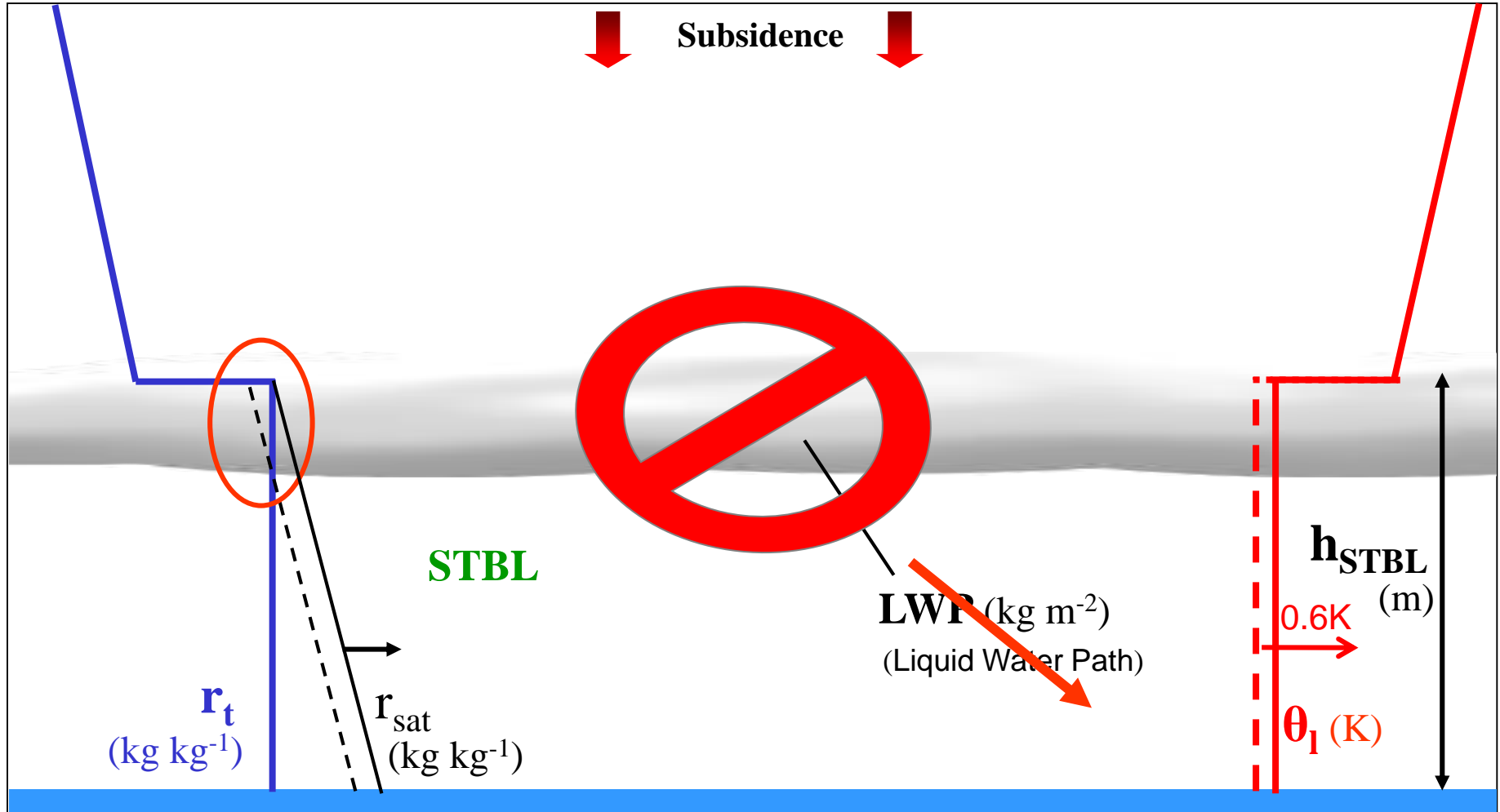
Characterisation of a stratocumulus topped PBL



Such a cloudy system is extremely sensitive to thermodynamical conditions



Characterisation of a stratocumulus topped PBL

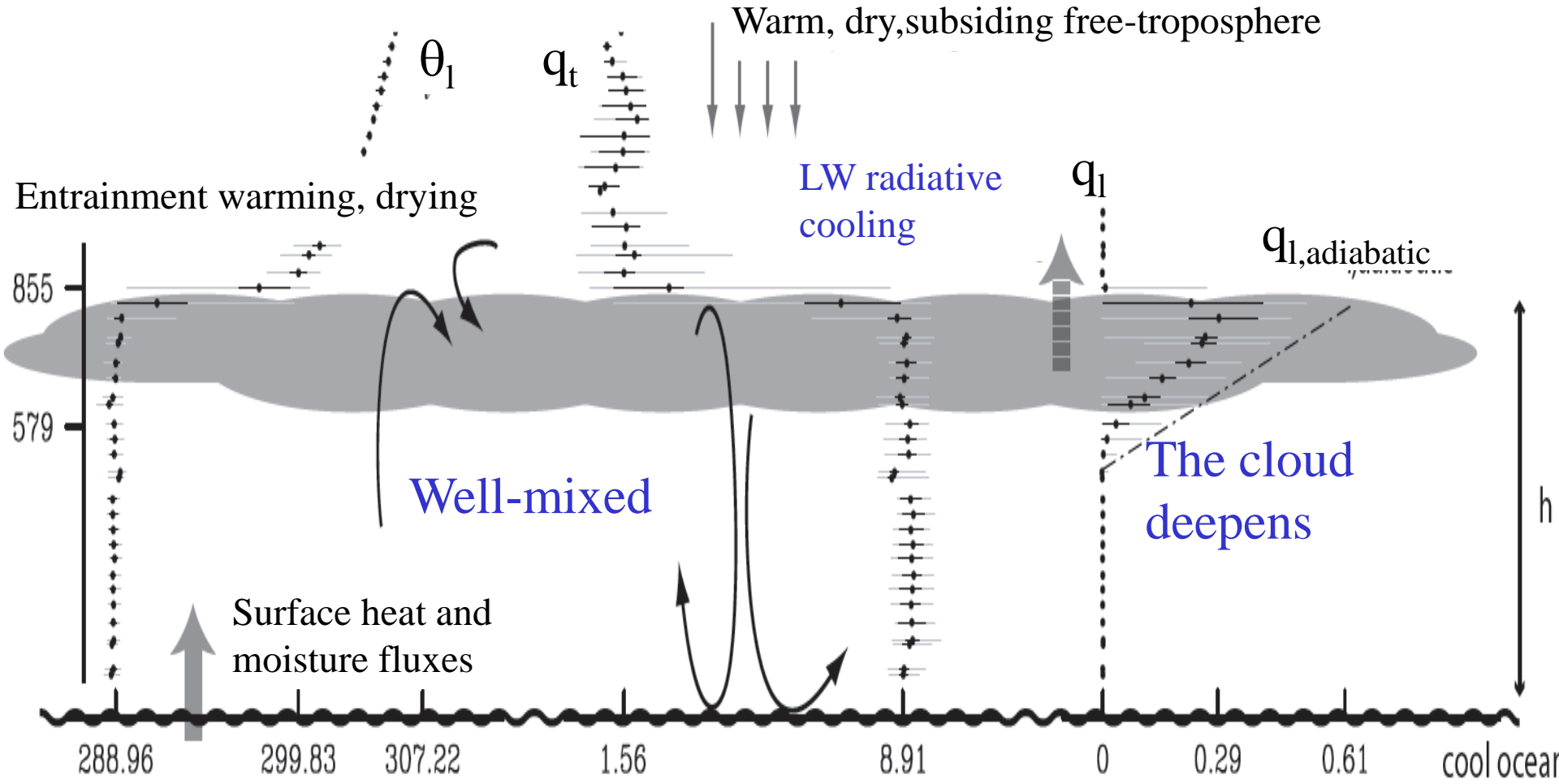


Such a cloudy system is extremely sensitive to thermodynamical conditions



Processes controlling the evolution of a non-precipitating stratocumulus

Night-time

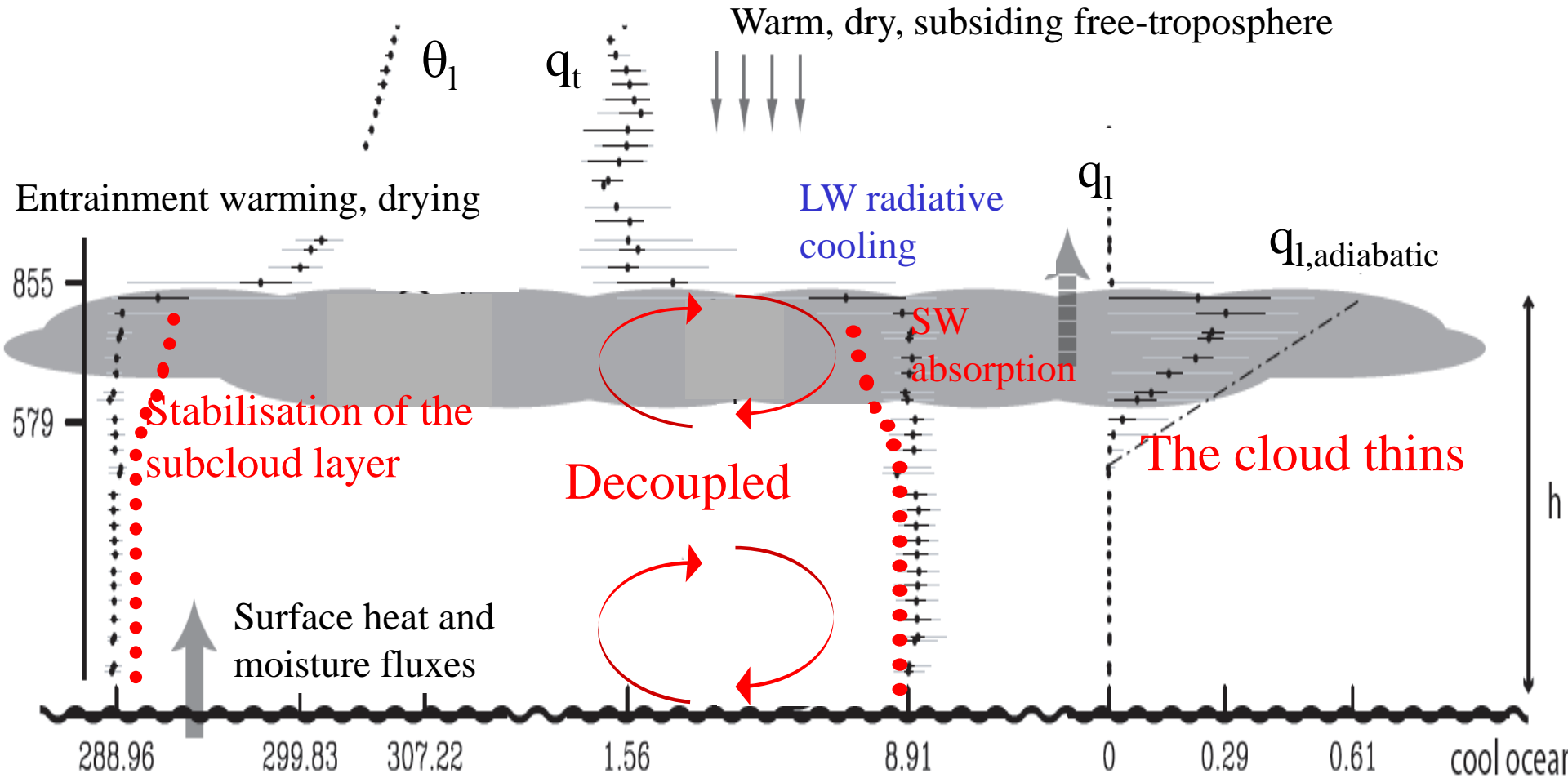


Courtesy of Bjorn Stevens (data from DYCOMS-II)




Processes controlling the evolution of a non-precipitating stratocumulus

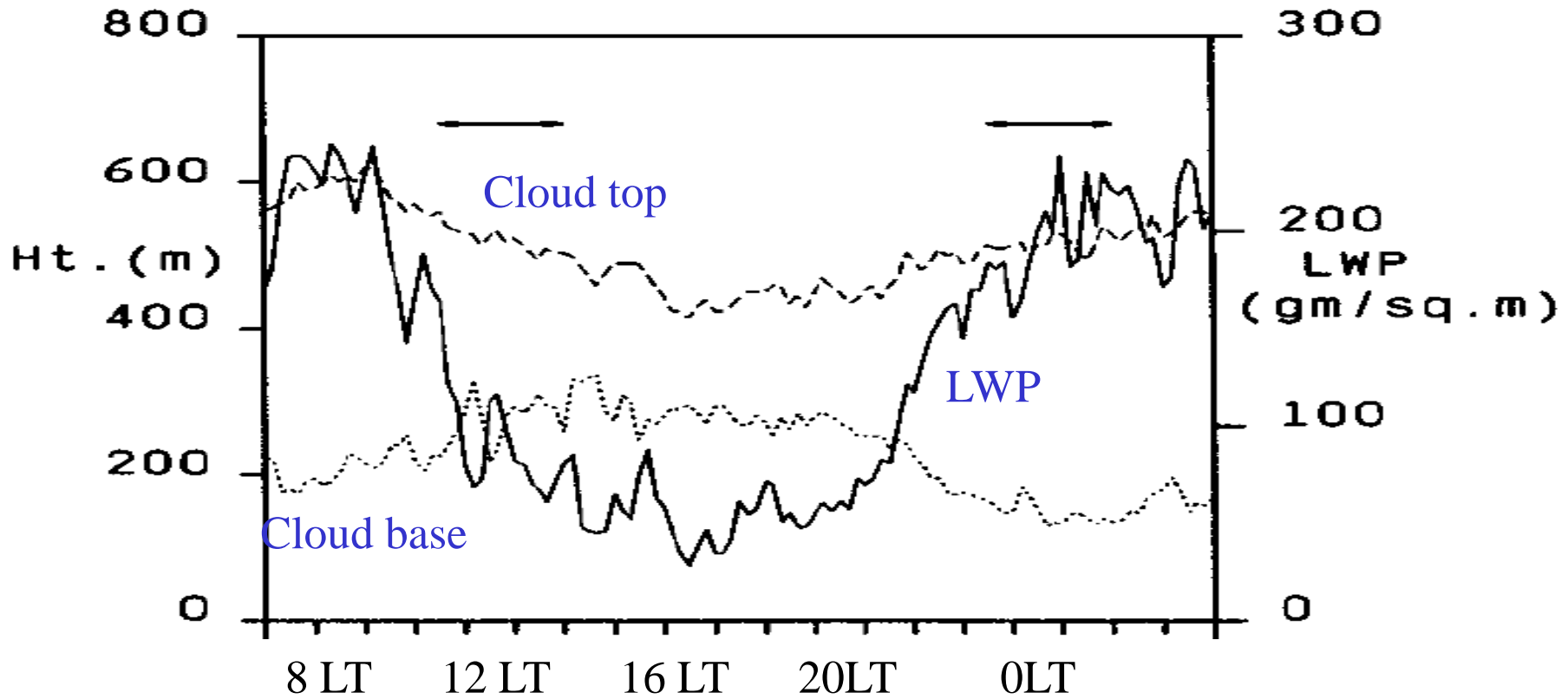
Daytime



Courtesy of Bjorn Stevens (data from DYCOMS-II)



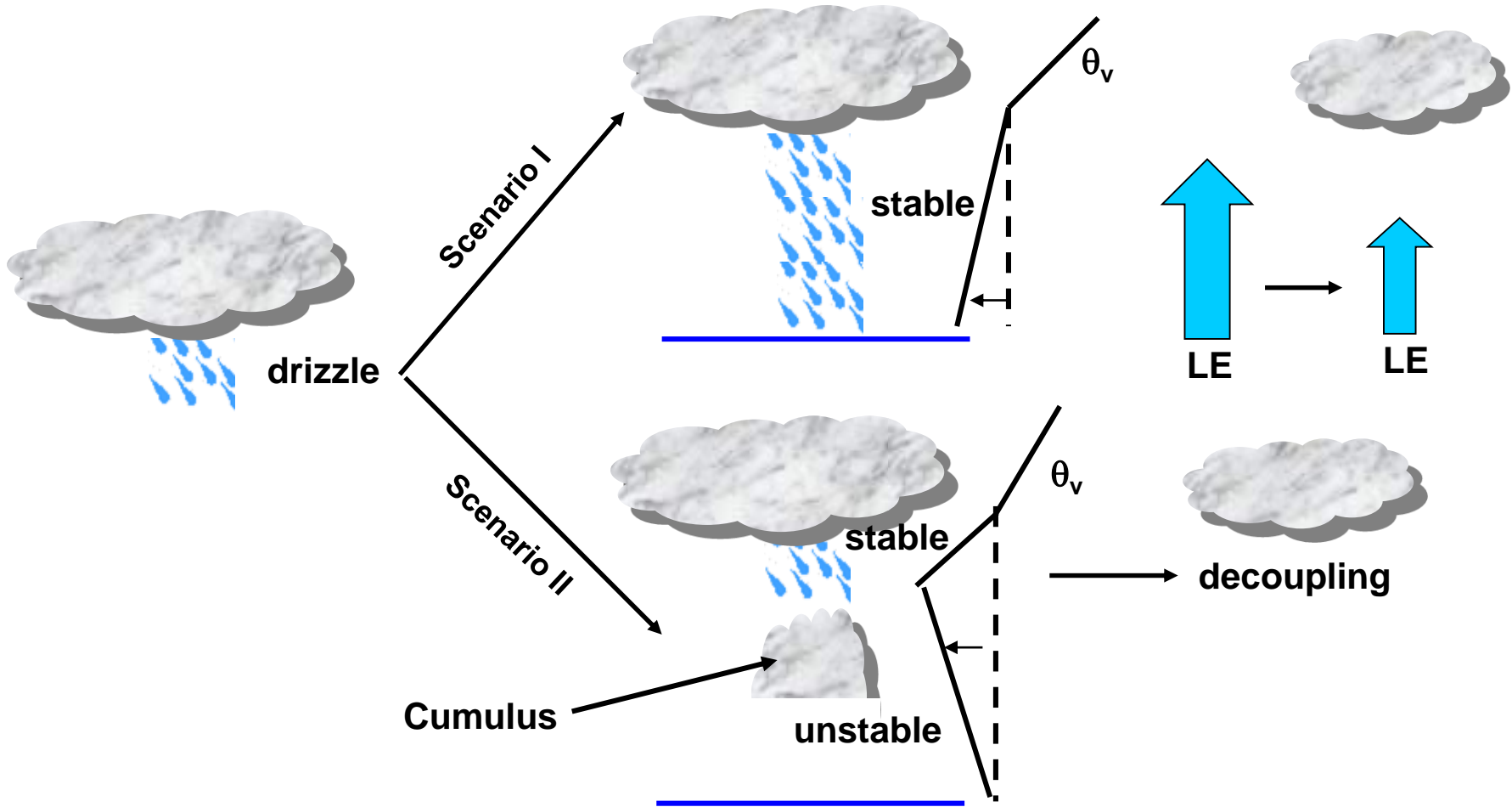
Diurnal cycle during observed during FIRE-I experiment





Precipitation flux

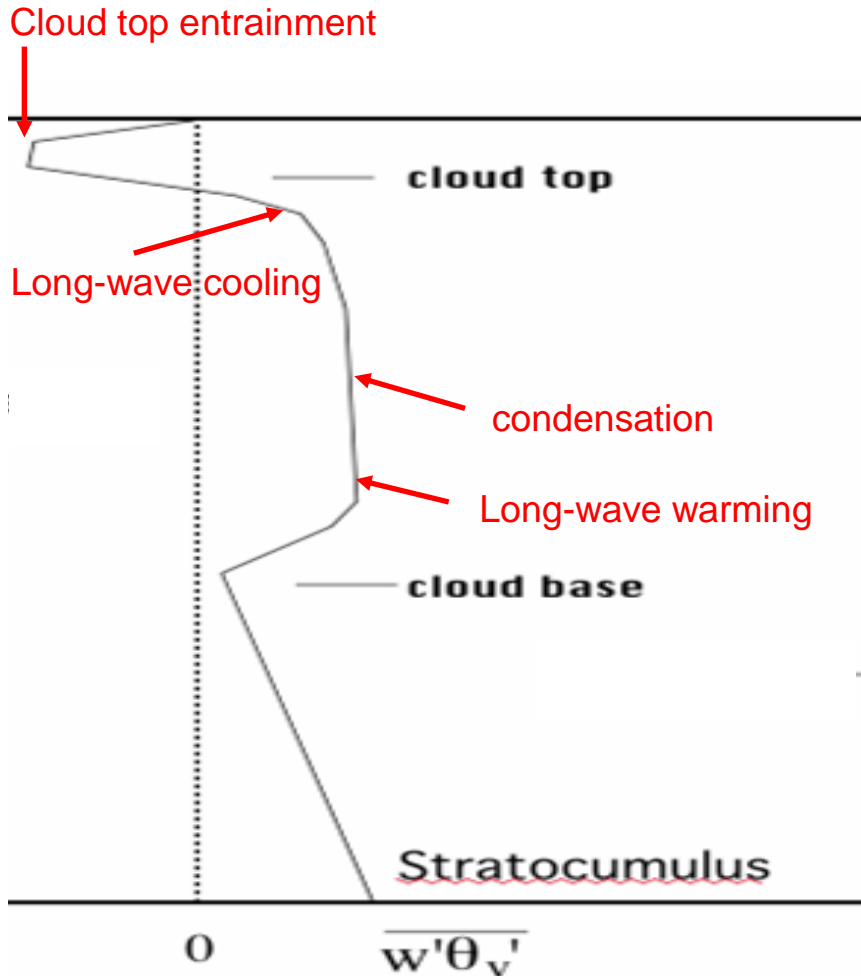
Under cloud evaporation affects the dynamics of the boundary layer





Stratocumulus topped boundary layer

☞ Complicated turbulence structure



☞ Buoyantly driven by radiative cooling at cloud top

☞ Surface latent and heat flux play an important role

☞ Cloud top entrainment an order of magnitude stronger than in clear PBL

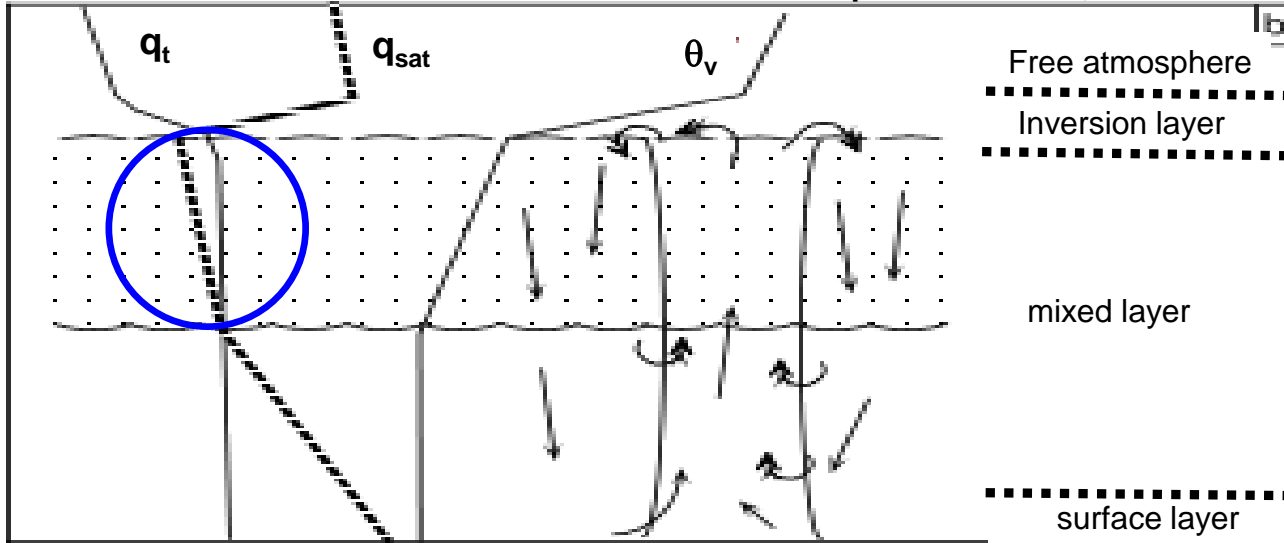
☞ Solar radiation transfer essential for the cloud evolution

☞ Key parameters: $w_e, \Delta\theta_v, H, \overline{(w'\theta_v')_0}$
 $\overline{(w'q'_v)_0}, \Delta q_t, z_b, \Delta F$

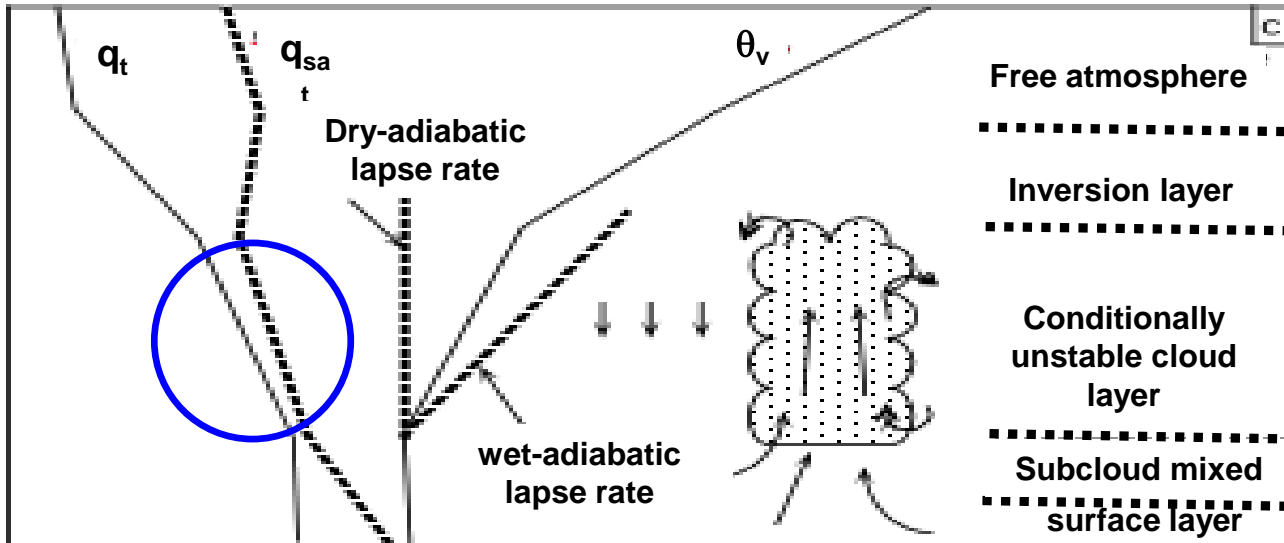


Cloudy boundary layers


Stephan de Roode, Ph.D thesis



Stratocumulus topped PBL

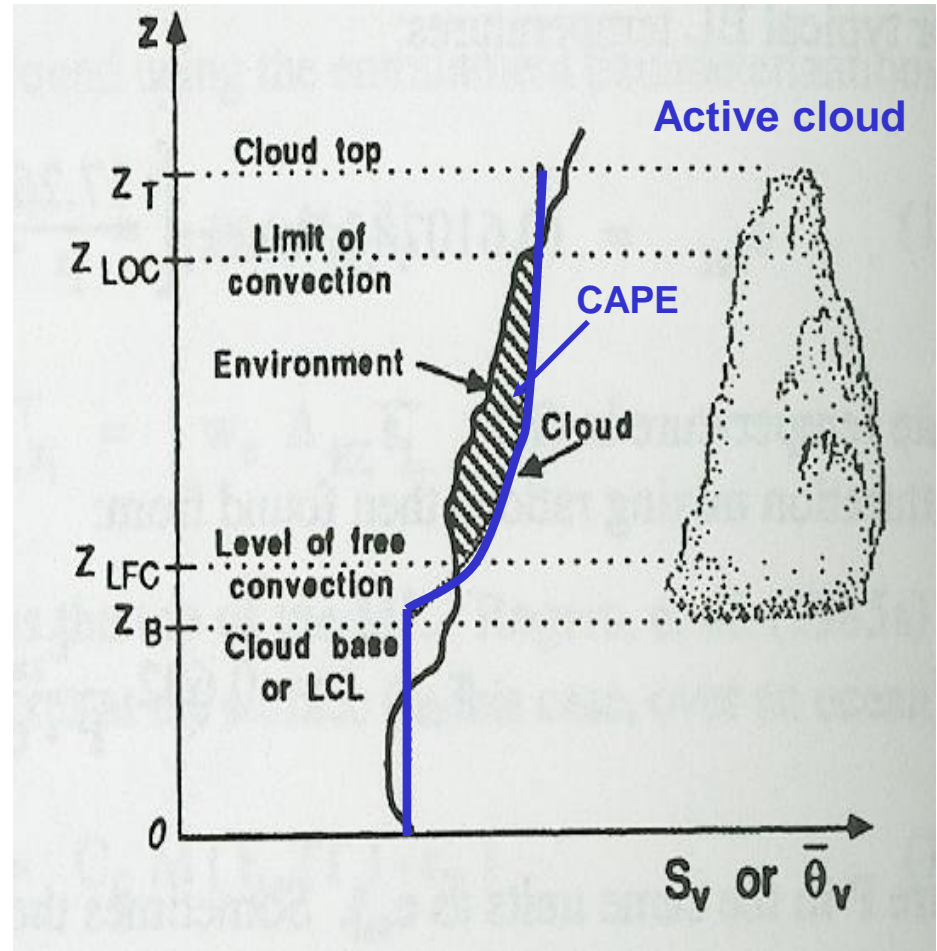
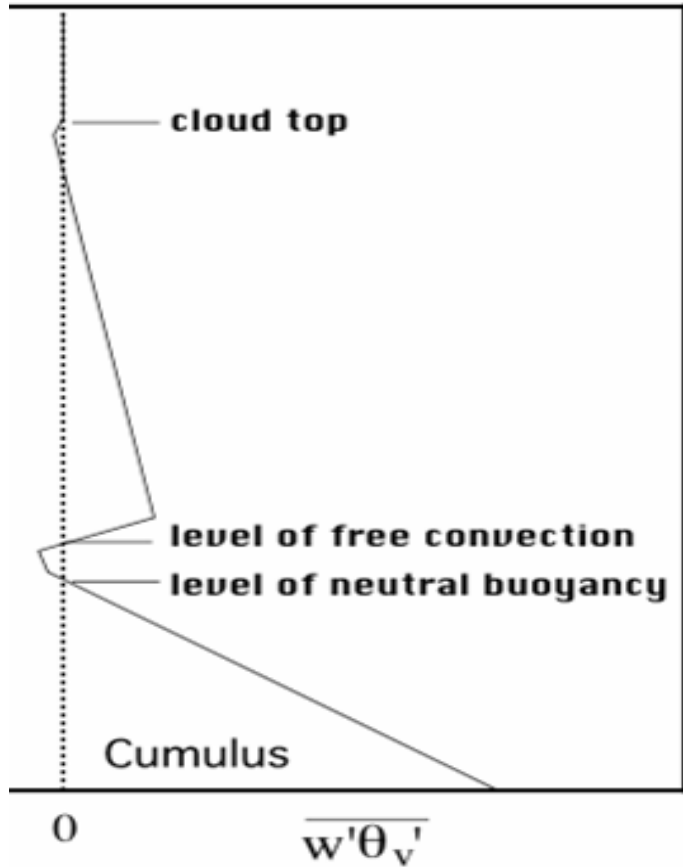


Cumulus PBL



Cumulus capped boundary layers

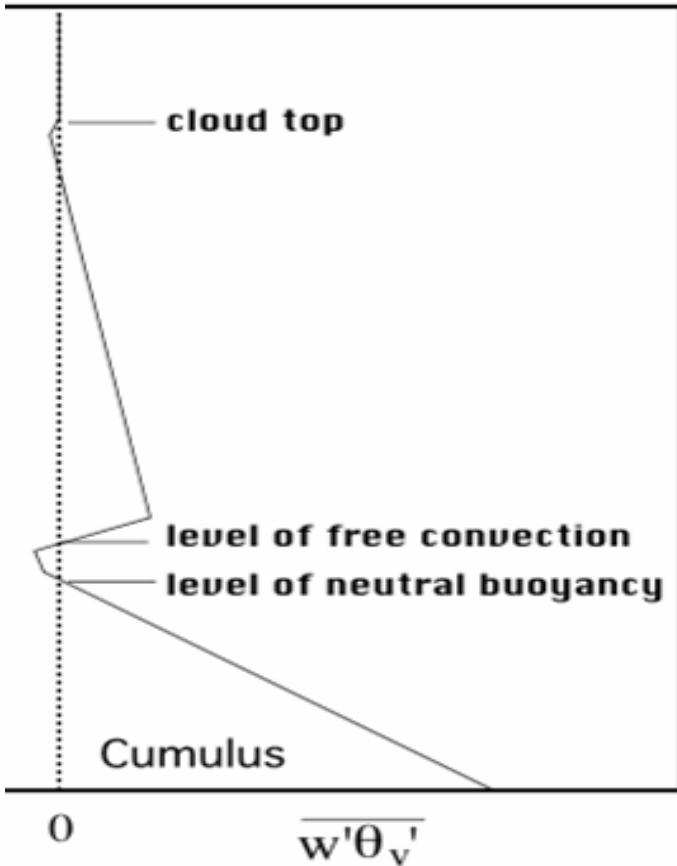
☞ Buoyancy is the main mechanism that forces cloud to rise





Cumulus capped boundary layers

☞ Buoyancy is the main mechanism that forces cloud to rise



☞ Represented by mass flux convective schemes $M_c(\psi_u - \psi_d) = k\overline{w'\psi'}$

☞ Decomposition: cloud + environment

☞ Lateral entrainment/detrainment rates prescribed

☞ Key parameters: $H, z_b, \overline{(w'\theta_v')_0}, \overline{(w'q_v')_0}$
 $\left(\frac{\partial\theta_v}{\partial z}\right)_{\text{environ}}, \left(\frac{\partial q_v}{\partial z}\right)_{\text{environ}}$



Characteristics :

- ✘ several thousands of meters – 2-3 km above the surface
- ✘ turbulence, mixed layer
- ✘ convection
- ✘ Reynolds framework

Classification:

- ✘ neutral (extremely rare)
- ✘ stable (nocturnal)
- ✘ convective (mostly diurnal)

Clear convective

Cloudy (stratocumulus or cumulus)

- ✘ Importance of boundary layer clouds (Earth radiative budget)
- ✘ Small liquid water contents, difficult to measure



Bibliography

- ☞ Deardorff, J.W. (1973) *Three-dimensional numerical modeling of the planetary boundary layer*, In Workshop on Micrometeorology, D.A. Haugen (Ed.), American Meteorological Society, Boston, 271-311
- ☞ P. Bougeault, V. Masson, *Processus dynamiques aux interfaces sol-atmosphère et océan-atmosphère*, cours ENM
- ☞ Nieuwstad, F.T.M., *Atmospheric boundary-layer processes and influence of inhomogeneous terrain*. In *Diffusion and transport of pollutants in atmospheric mesoscale flow fields* (ed. by Gyr, A. and F.S. Rys), Kluwer Academic Publishers, Dordrecht, The Netherlands, 89-125, 1995.
- ☞ Stull, R. B. (1988) *An introduction to boundary layer meteorology*, Kluwer Academic Publisher, Dordrecht, The Netherlands.
- ☞ S. de Roode (1999), *Cloudy Boundary Layers: Observations and Mass-Flux Parameterizations*, Ph.D. Thesis
- ☞ R. Wood (2012), *Stratocumulus Clouds*, Monthly Weather Review 2012 140:8, 2373-2423
- ☞ Wyngaard, J.C. (1992) *Atmospheric turbulence*, Annu. Rev. Fluid Mech. 24, 205-233